

HIOKI

SUPER MEGOHMMETER
SM-8213, SM-8215, SM-8220



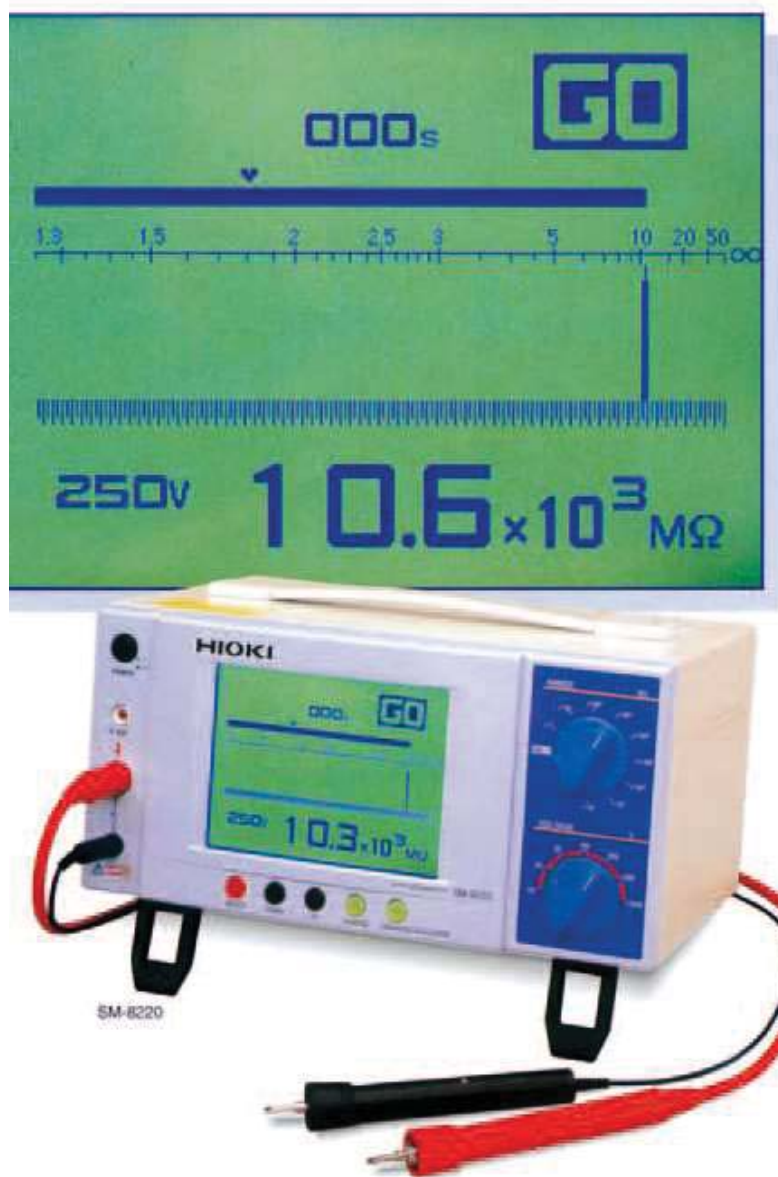
Large LCD digital/analog display
Timer, comparator, remote start & communication functions fully-loaded

 **CALRIGHT
INSTRUMENTS**

The Right Source For Your Test & Measurement Needs

8715 Mesa Point Terrace San Diego, CA 92154
Toll Free: 1.866.363.6634 Tel: 1.619.429.4545 Fax: 1.619.374.7012
Email: sales@calright.com <http://www.calright.com>

- Digital numeric readout with virtual analog display. Easy-to-use combined digital-analog models*¹
- Timer, comparator, remote start and command functions included as standard features to support new applications*¹
- Many safety-enhancing features



Display Features

1- Clear, three-mode liquid crystal display*¹

Bright LCD simultaneously displays data in three modes: quasi-bar-graph, virtual needle and numeric values.

2- Clear graduated scale and precise data reading*¹

The one-line graduated scale is always visible, and scales automatically according to the selected measurement voltage. Data is held on the display after measuring, so there is no hurry to read it.

The numeric readout displays measured values at maximum resolution.

3- Enhanced response speed and reliability*¹

Reliability is enhanced because, unlike analog meters, the LCD has no moving parts, and the virtual needle responds seven times faster than a mechanical needle.

Installation in automated systems is supported.

Usability Features

1- Timer function included as a standard feature*¹

The need for counting complicated measurement time (by stopwatch) is eliminated.

Timer settings are retained in internal memory even when power is turned off.

2- Comparator functions included as a standard feature*¹

Easy-to-use GO/NO-GO (Pass/Fail) decisions
NO-GO (Fail) decisions can be indicated by an alarm sound simultaneously with contact output.
Comparator settings are retained even when power is turned off.

3- Remote Start function included as a standard feature*¹

Measurement can be started hands-free, using a footswitch or trigger signal.

4- Compact and lightweight*¹

16% lighter and 22% more compact than previous models.

The small attached stand makes operation even easier: panel buttons are easy to press and the display is easy to see.

SM-8200 Series SUPER MEGOHMMETERS

Digital-Analog Models: SM-8213/8215/8220

*1. Except for analog Model SM-8216

**CALRIGHT
INSTRUMENTS**

The Right Source For Your Test & Measurement Needs

8715 Mesa Point Terrace San Diego, CA 92154
Toll Free: 1.866.363.6634 Tel: 1.619.429.4545 Fax: 1.619.374.7012
Email: sales@calright.com <http://www.calright.com>

1- Measurement is disabled unless the measurement leads are connected.*1

A shock hazard can occur if a measurement probe is inadvertently disconnected or pulled out while high voltage is being output during measurement. This danger can be even greater if the black measurement probe is disconnected. To ensure safety even when the black probe is disconnected, a measurement lead detection system is incorporated at the probe receptacles.

2- Interlock(HV-EN)provided as a standard feature

The HV-EN (interlock) function is linked with the footswitch, open/close switch on the test jig and contact signal from an automated testing machine, so that measurement voltage is applied only when conditions are safe.

3- Measurement stops in a discharged state*1

When measurement is finished or aborted by switch action, the red and black terminals are discharged through 100 k Ω . This results in safer measurements by reducing the possibility of electric shock accidents from residual charge on capacitive DUTs. When measurement is intentionally aborted, measurement voltage is shut off in about 0.1 second.

4- Function to prevent unintentional start*1

To avoid electric shock accidents in the event that the Start button is accidentally pressed when the DUT is not securely connected, the Start button must be held for at least one-half second before measurement starts.

Controls and Connectors



1- RS-232C included as a standard feature*1

A computer can be connected via RS-232C serial interface.

Function Expanding Features

1- An abundance of electrode types

All models support a wide variety of electrodes.

2- Special-purpose options enhance functionality

Special-purpose options include 1/R DC output, resistivity-proportional DC output, guard tips and alarm devices (Except for analog Model SM-8216) to enhance functionality.



Front Panel

- ① Display Screen
- ② POWER Switch
- ③ V.OUT Lamp
- ④ RX Terminal
- ⑤ SELECT Switch
- ⑥ DOWN Switch
- ⑦ UP Switch
- ⑧ CHARGE Switch
- ⑨ MEASURE/DISCHARGE Switch
- ⑩ RANGE Switch
- ⑪ VOLTAGE Switch

Rear Panel

- ⑫ VOLTAGE SELECTOR*2
- ⑬ AC LINE
- ⑭ TIME LAG FUSE
- ⑮ GND Terminal
- ⑯ Input/Output Terminals
- ⑰ HV-EN Connector (Interlock)
- ⑱ RS-232C Connector

*2. When switching between 100 V/120 V and 220 V/240 V supply voltage, an internal fuse must be changed. Please contact HIOKI or your nearest HIOKI distributor.

These models include both digital numeric and virtual analog level displays. Support for a broad range of high-applied-voltage and high resistance measurements.

SM-8213

For low voltage from 5 to 100 V DC and charge current up to 50 mA



The SM-8213 is ideal for insulation measurements of modern low-voltage electronic components.

Easy-to-see simultaneous digital numeric and analog graduated scale displays.

The maximum 50 mA current capability, which is the highest in this series, provides stable measurements of even high-value capacitors.

To support measurement by computer, communication functions via RS-232C are included as a standard feature.

Features

- Easy-to-read digital numeric and virtual analog LCD
- 50 mA maximum output current, the highest in the series
- Timer, comparator, remote start, Interlock(HV-EN) and RS-232C functions included as standard features
- Functions expandable by options
- A broad selection of electrodes support measuring a wide variety of objects

SM-8215

Standard model insulation meter with measurement voltage settable up to 1,000 V



The SM-8215 is a basic insulation meter that carries on our company's tradition of ultra-high insulation meters.

It is used in various fields including electronic components and materials, and for insulation measurements on completed electrical products.

The liquid crystal display includes both easy-to-read digital and intuitive analog level indicators. Convenient standard features include timer, comparator, remote start and Interlock(HV-EN) functions.

Measures time characteristic and voltage characteristic of insulators.

To support measurement by computer, communication functions via RS-232C are included as a standard feature.

Features

- Easy-to-read digital numeric and virtual analog LCD
- Timer, comparator, remote start, Interlock(HV-EN) and RS-232C functions included as standard features
- Functions expandable by options
- A broad selection of electrodes support measuring a wide variety of objects

SM-8220

Measures up to $2 \times 10^{16} \Omega$, the highest range available in our super megohmmeters



The SM-8220 is a top-of-the-line super megohmmeter that can measure up to $2 \times 10^{16} \Omega$ (at 1,000 V). The combined digital and analog display is the latest evolutionary step combining our line of super megohmmeters with the newest technology.

This powerful super megohmmeter handles a variety of insulation measurements, from those requiring low to high measurement voltages and measuring from low to ultra-high resistance. Convenient standard features include timer, comparator, remote start and Interlock(HV-EN) functions. These enable safer and more reliable measurement of volume and surface resistivity using flat sample test fixtures (such as the SME-8310).

RS-232C communication functions required for measurement by computer are included as a standard feature.

Features

- The highest measurement range in the series: up to $2 \times 10^{16} \Omega$
- Measurement voltage can be set from 10 to 1,000 V
- Easy-to-read digital numeric and virtual analog LCD
- Timer, comparator, remote start, Interlock(HV-EN) and RS-232C functions included as standard features
- Functions expandable by options
- A broad selection of electrodes support measuring a wide variety of objects

Analogue Meter System Unique in the Series

SM-8216

Analogue meter system

Measures up to $2 \times 10^{13} \Omega$



The SM-8216 is an analog super megohmmeter that is unique in the series. For safety considerations, Interlock(HV-EN) is included as a standard feature.

Features

- Charge, discharge and HV-EN functions are included as standard features
- Functions expandable by options
- A broad selection of electrodes support measuring a wide variety of objects

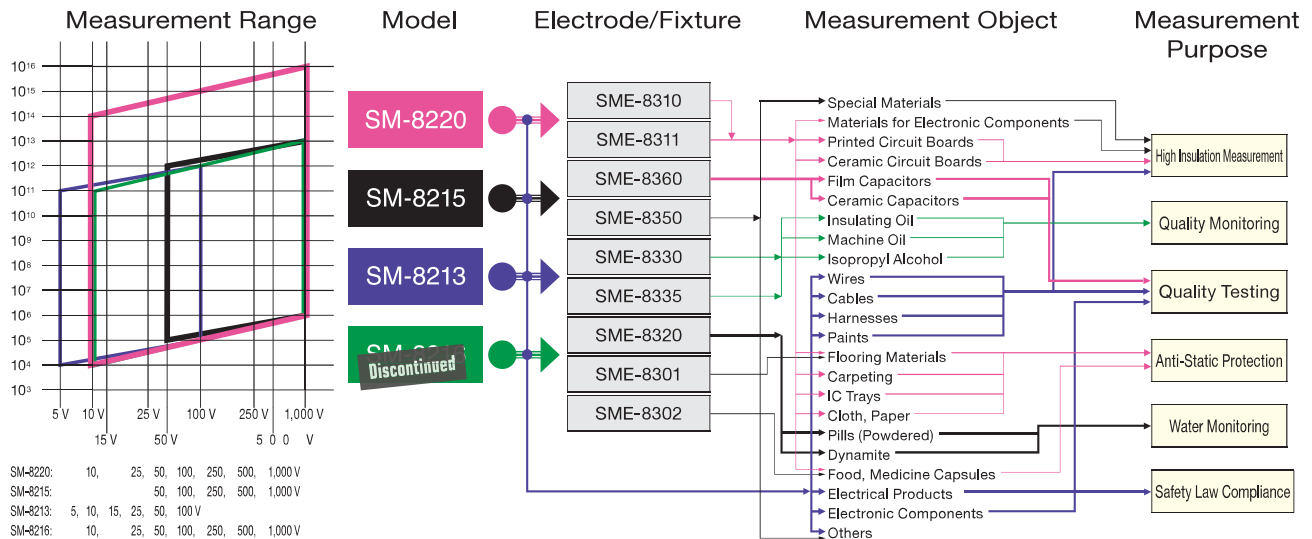
Specifications

(Accuracy guaranteed for 1 year, Post-adjustment accuracy guaranteed for 1 year)

Model	SM-8213	SM-8215	SM-8220	SM-8216
Measurement voltage and measurement range	5 V	$2.5 \times 10^4 \sim 1 \times 10^{11} \Omega$		Discontinued
	10 V	$5 \times 10^4 \sim 2 \times 10^{11} \Omega$	$5 \times 10^4 \sim 2 \times 10^{14} \Omega$	$5 \times 10^4 \sim 2 \times 10^{11} \Omega$
	15 V	$7.5 \times 10^4 \sim 3 \times 10^{11} \Omega$		
	25 V	$1.25 \times 10^5 \sim 5 \times 10^{11} \Omega$	$1.25 \times 10^5 \sim 5 \times 10^{14} \Omega$	$1.25 \times 10^5 \sim 5 \times 10^{11} \Omega$
	50 V	$2.5 \times 10^5 \sim 1 \times 10^{12} \Omega$	$2.5 \times 10^5 \sim 1 \times 10^{15} \Omega$	$2.5 \times 10^5 \sim 1 \times 10^{12} \Omega$
	100 V	$5 \times 10^5 \sim 2 \times 10^{12} \Omega$	$5 \times 10^5 \sim 2 \times 10^{15} \Omega$	$5 \times 10^5 \sim 2 \times 10^{12} \Omega$
	250 V	$1.25 \times 10^6 \sim 5 \times 10^{12} \Omega$	$1.25 \times 10^6 \sim 5 \times 10^{15} \Omega$	$1.25 \times 10^6 \sim 5 \times 10^{12} \Omega$
	500 V	$2.5 \times 10^6 \sim 1 \times 10^{13} \Omega$	$2.5 \times 10^6 \sim 1 \times 10^{16} \Omega$	$2.5 \times 10^6 \sim 1 \times 10^{13} \Omega$
	1,000 V	$5 \times 10^6 \sim 2 \times 10^{13} \Omega$	$5 \times 10^6 \sim 2 \times 10^{16} \Omega$	$5 \times 10^6 \sim 2 \times 10^{13} \Omega$
Measurement voltage accuracy	$\pm 3\%$ of setting value			
Output current	Max. 50 mA	Max. 2 mA		
Measurement accuracy	$\pm 10\%$ (ten times the minimum value for each range at 20 °C) Except for the 10^8 range of the SM-8220, which is $\pm 20\%$			
Display type	LCD (Digital numeric & virtual analog display)			Analog meter
Standard features	Timer (1 to 999s), Comparator, Remote Start, HV-EN (Interlock)			HV-EN (Interlock)
Interface	RS-232C, Comparator output (open-collector)			—
Operating temp. range	0 to 40 °C		5 to 35 °C	0 to 40 °C
Operating humidity range	80% or less			
Supply voltage	100, 120, 220 or 240 V AC $\pm 10\%$ (specify when ordering)			
Supply frequency	50 or 60 Hz			
Power consumption	Approx. 25 VA			Approx. 20 VA
External dimensions	Approx. 284W × 139H × 215D mm			Approx. 280W × 190H × 222D mm
Weight	Approx. 4.3 kg			Approx. 5 kg

Supplied Accessories Measurement Leads with Test Probes Length 1 m (Red) OGE00002.....1 pc. Power Cord1 pc. Instruction Manual1 pc.
Measurement Leads with Test Probes Length 1 m (Black) OGE00001.....1 pc.

Application Map



Options

(● indicates compatibility)

Model	SM-8213	SM-8215	SM-8220	SM-8216
DC Output (1/R) (RI-8000)*	●	●	●	Discontinued
DC Output (Resistivity-Proportional Output) (RP-8000)*	●	●	●	●

* Factory-installed options - specify at time of order

Reliably Conduct Hard-To-Make Measurements

Options for Super megohm meters (for surface resistance or volume resistance measurement)

SURFACE/VOLUME RESISTANCE MEASUREMENT ELECTRODE SM9001

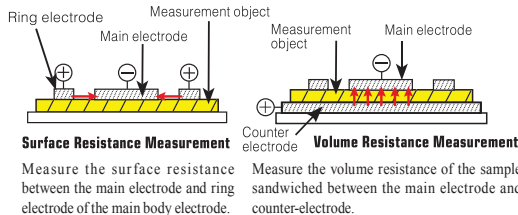


Not CE Marked

- Electrodes compliant with the JIS C 2170 and IEC 61340-2-3 standards
- Measurement voltage up to 1,000 V, and measurement resistance up to $10^{13} \Omega$
- Surface and volume resistance of sheets and films can be measured just as they are without the need to cut samples
- Measure the surface resistance of antistatic flooring and molded products

Dimensions: $\phi 100\text{mm}$ (3.94in) \times 223mm (8.78in), Mass: 2.5 kg (88.2oz)
Cable length: 1 m (3.28 ft)

Order Code: **SM9001**
SM9002

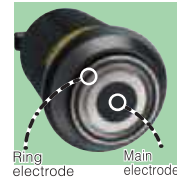


Surface Resistance Measurement

Measure the surface resistance between the main electrode and ring electrode of the main body electrode.

Volume Resistance Measurement

Measure the volume resistance of the sample sandwiched between the main electrode and counter-electrode.



VERIFICATION FIXTURE FOR SURFACE RESISTANCE MEASUREMENT SM9002

The SM9002 Verification Fixture for Surface Resistance Measurement (option) allows you to check the operation of the electrode to increase the reliability of measurement results.



Electrode for surface resistance SME-8301



Not CE Marked

Surface resistance can be easily measured by simply pushing the electrode against the specimen. It measures surface resistance of anti-static related goods in combination of mainly Model SM-8213. Measure resistance up to $10^{11} \Omega$.

Dimensions: $\phi 60\text{mm}$ (2.36in) \times 50mm (1.97in)
Lead length 1m (3.28ft)

Order Code: **SME-8301**

Electrode for surface resistance SME-8302




Not CE Marked

Electrode for surface resistance of curved samples such as resin and rubber processed goods, TV cathode tubes or small samples. Surface resistance can be measured by pressing the rubber tips at the tip onto the sample. Measure electrodes up to $10^{11} \Omega$ at 10mm intervals or greater.

An electrode distance: 4mm (0.16in)
Dimensions: $\phi 40\text{mm}$ (1.57in) \times 115mm (4.53in),
Lead length 1m (3.28ft)

Order Code: **SME-8302**

Electrode for plate samples SME-8310



Not CE Marked

Sample of 100mm square by up to 8mm in thickness is measurable. The main electrode dia. is 50mm and inner & outer dia. of ring electrode are 70mm & 80mm respectively. Measurement voltage becomes "OFF" while the lid is open to ensure safety. A selector switch allows selection of voltage or surface resistivity.

Dimensions: 215mm (8.46in) W \times 78mm (3.07in) H
 \times 165mm (6.50in) D
Lead length 75cm (2.46ft)

Order Code: **SME-8310**

Electrode for plates SME-8311



Not CE Marked

Sample of 40~100mm square by up to 8mm in thickness is measurable. The main electrode dia. is 19.6mm and inner & outer dia. of ring electrode are 24.1mm & 28.8mm respectively. Measurement voltage becomes "OFF" while the lid is open to ensure safety. The fundamental specifications are the same as SME-8310.

Dimensions: 215mm (8.46in) W \times 78mm (3.07in) H
 \times 165mm (6.50in) D
Lead length 75cm (2.46ft)

Order Code: **SME-8311**

Weight electrode SME-8320



Not CE Marked

This is an electrode for plate sample for use together with SME-8350 shield box. This electrode enables extremely easy measurement of surface resistivity and volume of sample with coarse surface such as carpets, etc. The main electrode dia. is 50mm, and the ring electrode inner-dia. and outer-dia. are 70mm and 80mm respectively.

Order Code: **SME-8320**

Note: Included: Banana clips $\times 2$

Photo is Combination with Shield box SME-8350

Electrode for liquid samples SME-8330



Not CE Marked

Electrode for liquid samples which is electrically guarded. Total volume is 25ml. Capacitance between main and counter electrode is approx. 45pF. Electrode constant is approx. 500cm. Distance between both electrodes is 1mm. Outer dia. is 36mm, height is approx. 140mm. Measure resistance up to $10^{19} \Omega$ (at 1000V) when used together with Model SM-8216.

Included: Connection cable 60cm (1.97ft) length
(Red) 0GA00029 $\times 1$
(Black) 0GA00030 $\times 1$

Dimensions: $\phi 36\text{mm}$ (1.42in) \times 140mm (5.51in)

Order Code: **SME-8330**

Note: Includes inspection data sheet

Shield box SME-8350



Not CE Marked

This is used as a sample accommodation box during measurement of a high-insulation resistance samples, or inductive or capacitive samples to perform electromagnetic shielding.

Dimensions: 250mm (9.84in) W \times 100mm (3.94in) H
 \times 200mm (7.87in) D
Lead length 80cm (2.62ft)

Order Code: **SME-8350**

Note: Includes rubber sheet

Standard resistor box SR-2



Not CE Marked

This is a resistor box for calibration of the super megohmmeters. Max. voltage is 1,000 V DC and resistor value covers from 10 M Ω to 10,000 M Ω in 24 points.

Dimensions: 270mm (10.63in) W \times 90mm (3.54in) H
 \times 195mm (7.68in) D

Order Code: **SR-2**

Note: Includes inspection data sheet

Electrode for chip capacitor SME-8360



Not CE Marked

For measuring the resistance of tip capacitors, with adjustable jig from 0mm to 11mm. When connected to the meter by an interlock cable, measurement voltage becomes "OFF" while the lid is open to ensure safety.

Dimensions: 200mm (7.87in) W \times 520mm (2.05in) H
 \times 150mm (5.91in) D

Order Code: **SME-8360**

CALRIGHT
INSTRUMENTS

The Right Source For Your Test & Measurement Needs

8715 Mesa Point Terrace San Diego, CA 92154

Toll Free: 1.866.363.6634 Tel: 1.619.429.4545 Fax: 1.619.374.7012

Email: sales@calright.com <http://www.calright.com>

- Our combined digital- and analog-display megohmmeter series consists of three models: the **SM-8213** for low voltage measurement requirements such as semiconductor circuit insulation resistance, the **SM-8215** for standard applications using measurement voltage up to 1,000 V, and the **SM-8220** for ultra-high insulation measurements.
- Available analog display model includes the **SM-8216**, which provides measurement voltage up to 1,000 V.



SM-8220
Supports measurements up to $2 \times 10^{16} \Omega$,
the highest range available in our super
megohmmeter line



SM-8216
Analog Meter with $2 \times 10^{13} \Omega$
Measurement Range

Order Code:	SM-8213	(max. $2 \times 10^{12} \Omega$)
	SM-8215	(max. $2 \times 10^{13} \Omega$)
	SM-8220	(max. $2 \times 10^{16} \Omega$)

Note: RS-232C connection cable: The optional RS-232C Cable 9637 cannot be used with this product. Use a commercially available straight 9-pin/9-pin cable.

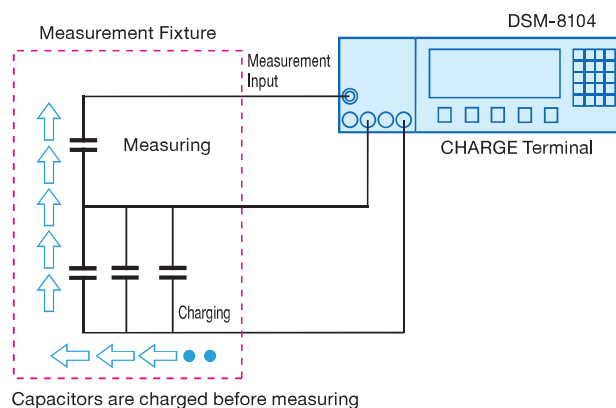
- The digital model DSM-8104 is ideal for fast, accurate measurement of capacitive insulation resistance in objects such as capacitors. It includes GP-IB and handler interfaces and a contact check function to support automatic measurement and system integration.



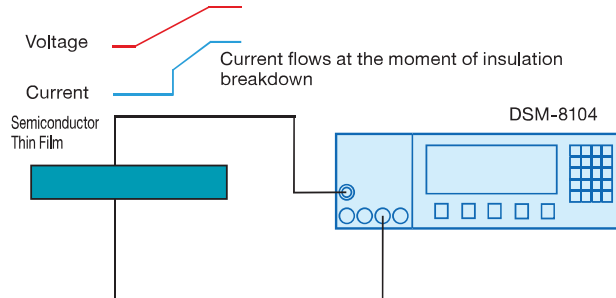
Order Code: **DSM-8104** (1 ch)

Note: RS-232C connection cable: The optional RS-232C Cable 9637 cannot be used with this product. Use a cross cable for connections as described in the instruction manual.

■ Testing Withstand Voltage of Semiconductor Thin Film (Insulation Breakdown)



- High-sensitivity current measurement is used for withstand voltage testing of semiconductor thin films. (A strong electric field is applied even at low voltage)
- Insulation breakdown voltage is determined by measuring current flow while gradually increasing the applied voltage.



■ Displaying a Histogram of Selected Results



- Measured values can be categorized and displayed in a bar graph indicating the number of occurrences of each value.
The display scale is adjusted automatically so the maximum count always appears at the full display width. Category threshold values can be set as needed.

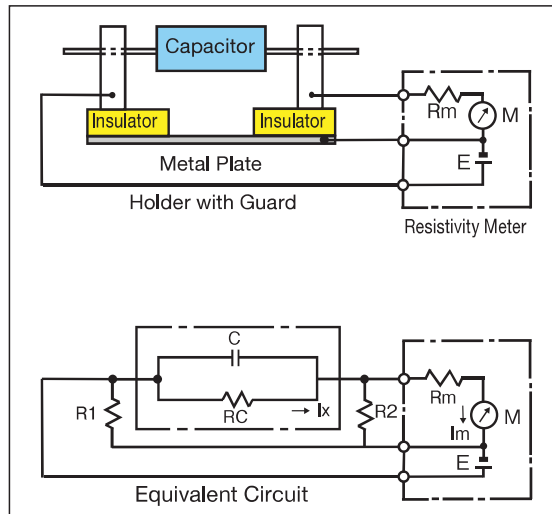


Useful Information

IGuards for Insulation Meters

Because an insulation meter measures very high resistances, stray currents passing through the insulators of the insulation meter itself can cause measurement aberrations, so guards are placed to prevent such aberrations.

As a means of defense or protection, these guards guide the leakage current away from objects that are not intended to be included in the measurement, such as the measurement leads and supporting insulators, to places where they will not affect measurements. The theory is shown below.



Guard Theory

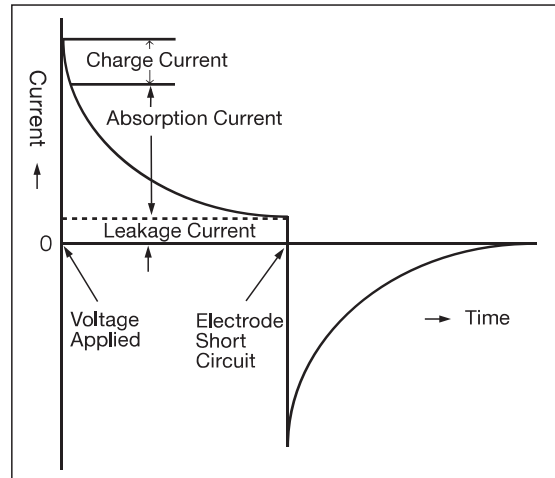
$$\frac{I_m}{I_x} = \frac{R_2}{R_m + R_2}$$

$$\text{Aberration } \varepsilon = \frac{R_c'}{R_c} - 1 = \frac{I_x}{I_m} - 1 = \frac{R_m}{R_2}$$

However, R_c' is the resistance determined by I_m
To minimize the aberration, $R_2 \gg R_m$.

IDielectric Absorption Phenomena

When a specific voltage is applied to an insulator to measure insulation resistance, a relatively large current flows initially, which current gradually decreases until it settles at a certain value.



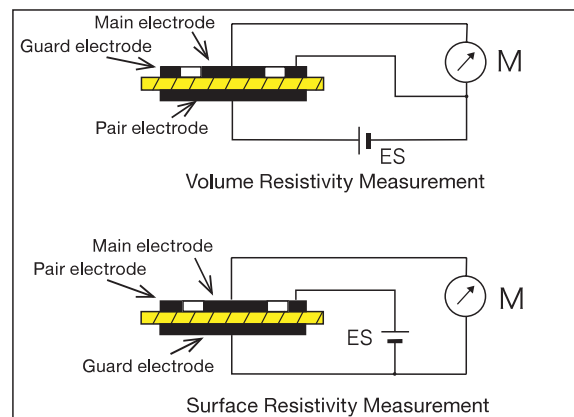
Absorption Current Characteristic Curve

As the curve indicates, the current flowing through an insulator is the sum of the charge current, absorption current and leakage current. So when measuring insulation resistance, the resistance value depends on the measurement duration. A common method for handling this is to read the resistance value one minute after voltage is applied, which is called the 'one-minute value' method. The polarization index can also be obtained as the ratio of the one-minute value to the ten-minute value.

IResistivity

Resistivity (specific resistance) is measured to determine the quality of an insulating material.

Resistivity can be classified as volume resistivity or surface resistivity, respectively indicated by the resistance between two sides relative to that of a 1 cm³ cube, or by the resistance relative to that of a 1 cm² surface. HIOKI's super megohmmeter series utilizes the SME-8310 and SME-8311 flat sample test fixtures to measure these two types of resistivity, respectively.



Flat Sample Measurement

Note: Company names and Product names appearing in this catalog are trademarks or registered trademarks of various companies.