

HORIBA

*The intelligent pocket-size pH meter.
Does it all for you anywhere -
in the measurement mode you choose*



The rugged new Twin pH meter speeds and simplifies your pH measurements. Put a few drops of sample on the flat sensor, immerse the sensor in your sample or scoop up a bit with the spoon shaped sample well. And don't worry about splashing: it's waterproof! The new, dual action sensor guard protects the electrode and captures samples from buckets, lakes streams or running water. The flat sensor allows measurement of small samples, pastes, powders or solids while Autocal simplifies measurement and promotes accuracy. This compact pH meter is perfect for lab, plant or field!

**CALRIGHT
INSTRUMENTS**

The Right Source For Your Test & Measurement Needs

2222 Verus Street Suite C San Diego CA 92154 USA
Toll Free: 866.363.6634 Tel: 619.429.4545 Fax: 619.374.7012
Email: sales@calright.com <http://www.calright.com>

● COMPACT pH METER
twinpH
W A T E R P R O O F B-211/B-212



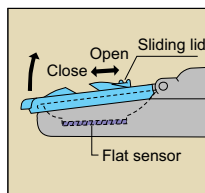
The Twin - does what it's supposed to do, wherever you need it



Waterproof construction protects the instrument

Even if you drop it in the water, there is nothing to fear. Its waterproof structure makes the Twin ideal for carefree outdoor use and expands in one stroke the scope of pH measurement activities.

- Impervious to water for 30 minutes up to a depth of 1 meter. Proper function is not assured if immersed deeper than 1 meter.



Sensor guard protects the electrode

The delicate flat sensor is protected by a sensor guard to ensure safety during use. To perform scoop measurement, just slide back the lid.



The replaceable sensor prolongs useful life

Cartridge-type sensors are simple to replace.

- Please note that the horizontal sensor may be broken by a strong, direct impact.

Auto shutoff saves batteries

If you forget to turn off the Twin, after 60 minutes of non-use, the Auto-ShutOff circuit automatically turns it off for you.

CAL button simplifies standardization

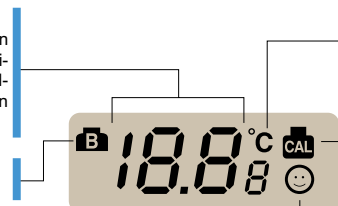
Takes all the fuss out of reference calibrations. The Twin automatically makes the calibration with just a push of this button.

pH readouts

Measured pH values are shown to an accuracy of 1/10 pH; calibration values to 1/100. (Readout blinks for pH values in excess of the range 0 - 14 pH.)

Battery warning

Alerts you to low battery.



Temperature warning

The "C" blinks when the temperature exceeds the range 0-40°C

Calibration indicator

Lights up during reference calibration.

Stable-readout indicator

Lights up when readout has stabilized.

Specifications

Twin version available : B-211, B-212

Principle : Glass Electrode

Readout : 2¹/₂-digit LCD

Measurement range : pH 2 - pH 12

Repeatability : ±0.1 pH

Sample temperature : 5- 40°C (Actual temperature of sample is compensated for to give value at ambient temperature.)

B-211 Features : Single-point pH 7 AutoCalibration (Calibration value backup); Waterproof structure; Auto-ShutOff; Flat / Immersed / Scoop measurement.

B-212 Features : Two-point pH 7 / pH 4 Auto-Calibration (Calibration value backup); Waterproof structure; Auto-ShutOff; Flat / Immersed / Scoop measurement.

Dimensions : 165 mm X 29 mm X 19 mm
6.5 in X 1.1 in X 0.7 in

Weight : approx. 53g.

Power : Two 3-volt lithium batteries (Model CR-2032)

B-211 Standard Accessories : pH 7 standard solution; 2 Model CR-2032 3-volt lithium batteries; eye-dropper; instruction manual; storage case, waterproof packing.

B-212 Standard Accessories : pH 4 & pH 7 standard solution; 2 Model CR-2032 3-volt lithium batteries; eye-dropper; instruction manual; storage case, waterproof packing.

Spare Parts

Spare Parts	Model
Sensor	O113
Solution (pH 7, 14 ml 6 btls.)	Y031
Solution (pH 4, 14 ml 6 btls.)	Y032
Accessory Kit (deionized water, eye-dropper, tweezers, sampling sheet, carrying pouch)	Y092
Sampling sheet (10 booklets/set)	Y011

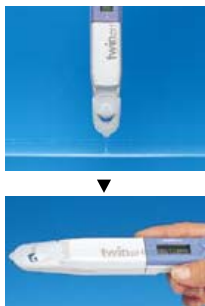
With sliding lid open.

Immersion measurement



To take measurement of water quality in rivers or lakes, just immerse the sensor in the water and note the measurement results.

Scoop measurement



For hard to reach places, just immerse the sensor in the solution and the sensor guard will scoop up a sample. Lay the Twin flat to measure.

With sensor guard open.

Flat measurement



To measure solids or powders

Just place the sample directly on the sensor. Before measuring earth, powder, and other solid samples with low moisture content, add a drop or two of deionized water.



To measure in drops

Use a eye-dropper to drop about 0.1 ml of the sample solution on the sensor.



To measure rigid surfaces

To measure surface pH, wipe the surface of the sample with a sampling sheet dampened with deionized water and place the sheet on the sensor.

CALRIGHT INSTRUMENTS

The Right Source For Your Test & Measurement Needs

2222 Verus Street Suite C San Diego CA 92154 USA

Toll Free: 866.363.6634 Tel: 619.429.4545 Fax: 619.374.7012

Email: sales@calright.com <http://www.calright.com>