

Easy pole earth resistance measurement  
with super slim jaw

High Accuracy



Easy Open Jaw  
Light Weight

True RMS

0.02  $\Omega$  to 1600  $\Omega$  wide measurement range for earth resistance measurement 1.00 mA to 60.0 A covering small leakage current to load current

For multi grounded systems only

CAT IV 600 V

**FT6381** Data transfer to Android™ phones using Bluetooth® wireless technology.\*

Real time data transfer, automatic report generation on Android™ phone.

\* Please download and install the "FT6381 Communication Software" from the Google Play™ store in order to use the wireless connection function with an Android™ phone. The software is free, but the user is responsible for any Internet connection costs incurred in the course of downloading or using the application.

## Easy clamping!

Open jaws easily with just two fingers. Only half the grip power is needed compared to typical clamp earth testers.



## Clamp at the narrowest point!

Now you can easily clamp the earth cable on the pole without digging. The dramatically slim 0.79 inch (20mm) jaws let you finish your job easily and efficiently.



0.87 inch  
(22 mm)

0.79 inch (20 mm)



### High Accuracy and Repeatability

Well-designed magnetic shields eliminate the leakage flux between the two cores that often affect measurement accuracy.

### LCD with beautiful back light

With the bright back light, you can easily read the measurement value even in dark locations.



### Quick Start!

No wait time after powering on. Start measuring instantly without zero-calibration.

### Alarm Function

Set the alarm to audibly and visually notify yourself that the resistance or current value exceeds the threshold.

### Large storage capacity (up to 2,000 data)

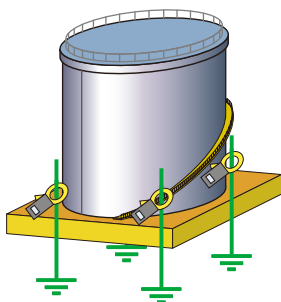
You can store up to 2,000 measurement values in the field and recall them in your office later.

Memory number

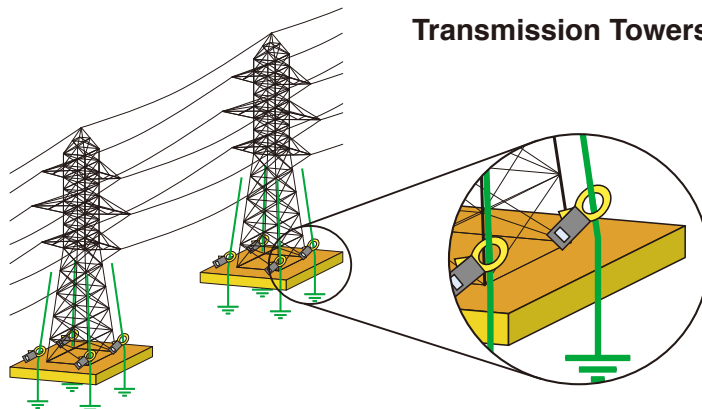


## Applications

### Hazardous Storage Tanks



### Transmission Towers



\* The illustration may differ slightly from the field application.

# Automatic Report Generation Bluetooth®

Please see [www.hioki.com](http://www.hioki.com) for list of supported regions.

Model FT6381 can create reports instantly in the field using an Android™ phone via a Bluetooth® wireless technology.

## Single Point Report

- 1 Real time data transfer
- 2 Automatic Report Generation on your Android™ phone



Report includes the Measurement Value, Date and Time, Map with GPS information and Pass/Fail information

- 3 Download data

Via e-mail



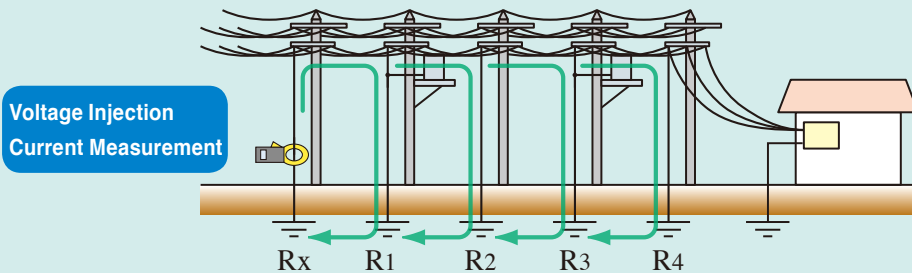
After making a report, you can see it on the Android™ phone or send the data to your PC at the office via e-mail.

## Summary Report

- 1 Store multiple measurement values
- 2 Select all the data for the report
- 3 Instant summary report generation from multiple data



## Measurement Principle FT6380/6381 can measure Multi-Grounded systems.



Clamp on the earth cable. The instrument has two cores for voltage injection and current measurement.

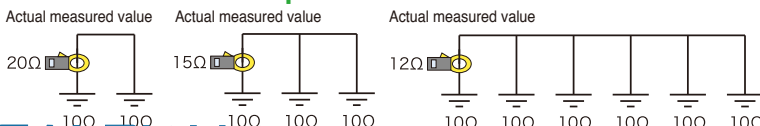
1. The voltage transducer injects a defined voltage into the multi-grounded system.
2. From the defined voltage and measured current, the total circuit loop resistance is calculated in the following equation.

In a typical multi-grounded system, the parallel resistance value is small enough to be ignored and the equation as referred on the left can be simulated as follows.

$$R_x + \frac{1}{\frac{1}{R_1} + \frac{1}{R_2} + \frac{1}{R_3} + \frac{1}{R_4} + \dots} = \frac{V}{I}$$

$$R_x = \frac{V}{I}$$

### Measurement Examples



In multi-grounded system, the larger the number of grounding poles, the more accurate the measured value. Where the number of grounding poles are few, if just only one carries a very small resistance (e.g., 1Ω), the measured value will be close to the true value. On the other hand, poles with large resistances (e.g., 100Ω) will result in greater measurement uncertainties.

Display	Digital/ LCD, max. 2000 digits	Display update rate: 2 times / s
Range switching	Auto-range	
Maximum conductor diameter for measurement	ø 32 mm (1.26 in)	
Power supply	LR6 alkaline battery x2, Continuous operating time: Approx. 35 hours With display backlight off, Bluetooth OFF (FT6381)	
Auto power save	Power save state when 5 minutes have elapsed since the last operation	
Operating temperature and humidity	-10°C (14°F) to 50°C (122°F), 80 % RH or less (non-condensation)	
Storage temperature and humidity	-20°C (-4°F) to 60°C (140°F), 80 % RH or less (non-condensation, except for the battery)	
Dust-proof and waterproof	IP40 (EN60529) With Jaws Closed	
Maximum rated voltage to earth	600 VAC measurement category IV (anticipated transient overvoltage 8000 V)	
Dielectric strength	Between the Case and the Clamp core 7400 Vrms 1 minute	
Maximum input current	100 A AC continuous, 200 A AC for 2 minutes (50/60 Hz)	
Conductor position effects	Within ±0.5% rdg. (using the center of the sensor as the reference, in all positions)	
Magnetic field interference	10 mA or less in an external magnetic field of 400 A/m at 50/60 Hz AC	
Applicable standards	Safety: EN61010, EMC: EN61326, Wireless (For FT6381 only): FCC Part 15.247/ IC RSS-210/ EN 300 328, 301 489-1, 301-489-17/ Singapore DA106438/ Mexico (COFETEL) RCPHIWT13-0616/ Vietnam wireless standards not covered(60mWeirp or less)/ thailand (SDoC) module recognize/ Indonesia (SDPPI) 33081/ SDPPI/ 2014	
Dimensions, Mass	Approx. 73 mm (2.87 in) W × 218 mm (8.58 in) H × 43 mm (1.69) D , Approx 620 g (21.9 oz)	

**FT6381 Interface**

Interface	Bluetooth® v2.1+EDR
Communication Distance	10 m (Class 2.1)
Communication Protocol	SPP (Serial Port Profile)
Compatibility	Smartphone/ Tablet (Android™)
Applicable OS	Android™ 2.1 or later

The application supports Android OS 2.1 or later, but proper operation is not guaranteed on all Android. handsets. For more information about the devices on which proper operation has been confirmed, see Hioki's website.

**Alarm function**

Alarm Hi/Lo	Separate Hi/Lo settings for resistance measurement and current measurement
	Resistance measurement: Hi.AL/Lo.AL Current measurement: Hi.AL/Lo.AL
Alarm threshold setting range	Resistance measurement: 0.02 Ω to 1,600 Ω Resistance measurement initial value: 25.0 Ω
	Current measurement: 0.05 mA to 200.0 mA, 0.201 A to 60.0 A
	Current measurement initial value: 1.00 mA

**Current Mode**

Accuracy guaranteed for 1 year, Temperature and humidity for guaranteed accuracy:23±5°C 80%rh or less (no condensation)

Range	Measurement Range	Resolution	Frequency Range	Accuracy	
				Filter off	Filter on
20.00 mA	1.00 mA to 20.00 mA	0.01 mA	45 ≤ f ≤ 66Hz	±2.0 % rdg. ±0.05 mA	±2.0 % rdg. ±0.05 mA
			30 ≤ f < 45Hz, 66 < f ≤ 400Hz	±2.5 % rdg. ±0.05m A	—
200.0 mA	18.0 mA to 200.0 mA	0.1 mA	45 ≤ f ≤ 66Hz	±2.0 % rdg. ±0.5 mA	±2.0 % rdg. ±0.5 mA
			30 ≤ f < 45Hz, 66 < f ≤ 400Hz	±2.5 % rdg. ±0.5m A	—
2.000 A	0.180 A to 2.000 A	0.001 A	45 ≤ f ≤ 66Hz	±2.0 % rdg. ±0.005 A	±2.0 % rdg. ±0.005 A
			30 ≤ f < 45Hz, 66 < f ≤ 400Hz	±2.5 % rdg. ±0.005 A	—
20.00 A	1.80 A to 20.00 A	0.01 A	45 ≤ f ≤ 66Hz	±2.0 % rdg. ±0.05 A	±2.0 % rdg. ±0.05 A
			30 ≤ f < 45Hz, 66 < f ≤ 400Hz	±2.5 % rdg. ±0.05 A	—
60.0 A	18.0 A to 60.0 A	0.1 A	45 ≤ f ≤ 66Hz	±2.0 % rdg. ±0.5 A	±2.0 % rdg. ±0.5 A
			30 ≤ f < 45Hz, 66 < f ≤ 400Hz	±2.5 % rdg. ±0.5 A	—

**Resistance mode**

Accuracy guaranteed for 1 year, Temperature and humidity for guaranteed accuracy:23±5°C 80% RH or less (no condensation)

Range	Measurement Range	Resolution	Accuracy
0.20 Ω	0.02 Ω to 0.20 Ω	0.01 Ω	±1.5 % rdg. ±0.02 Ω
2.00 Ω	0.18 Ω to 2.00 Ω	0.01 Ω	±1.5 % rdg. ±0.02 Ω
20.00 Ω	1.80 Ω to 20.00 Ω	0.01 Ω	±1.5 % rdg. ±0.05 Ω
50.0 Ω	18.0 Ω to 50.0 Ω	0.1 Ω	±1.5 % rdg. ±0.1 Ω
100.0 Ω	50.0 Ω to 100.0 Ω	0.1 Ω	±1.5 % rdg. ±0.5 Ω
200.0 Ω	100.0 Ω to 200.0 Ω	0.2 Ω	±3.0 % rdg. ±1.0 Ω
400 Ω	180 Ω to 400 Ω	1 Ω	±5 % rdg. ±5 Ω
600 Ω	400 Ω to 600 Ω	2 Ω	±10 % rdg. ±10 Ω
1200 Ω	600 Ω to 1200 Ω	10 Ω	±20 % rdg.
1600 Ω	1200 Ω to 1600 Ω	20 Ω	±35 % rdg.

Frequency of measurement Approx. 2,400Hz.



**Model : CLAMP ON EARTH TESTER FT638x**

Model No. (Order Code) (Note)

**FT6380**

**FT6381**

Built in Bluetooth® wireless technology

Accessories: Carrying case x1, Resistance check loop (1 Ω, 25 Ω) x1, Strap x1, LR06 (AA) alkaline battery x2, Instruction manual x1

\*The Bluetooth® word mark and logos are registered trademarks owned by Bluetooth SIG, Inc. and any use of such marks by HIOKIE.E. CORPORATION is under license. Android™ Google Play™ is a registered trademarks of Google, Inc.

Note: Company names and Product names appearing in this catalog are trademarks or registered trademarks of various companies.