

HIOKI

Rewind with Ease

Three-electrode measurement

Two-electrode measurement (Simple Measurement)



Dramatically faster set-up and break-down

Prep **Thin for a reason**

Since variations in the thickness of auxiliary grounding rods cause almost no change in their grounding resistance, the FT3151 uses thinner rods that are easier to drive into the ground.

Before

Thick rods had to be hammered into the ground and were difficult to remove.

After

The FT3151 uses hard, rust-resistant rods made of stainless steel.

Cleanup **Tangle- and twist-free measurement cord winders**

Easily rewind measurement cords, even if they're 20 m long



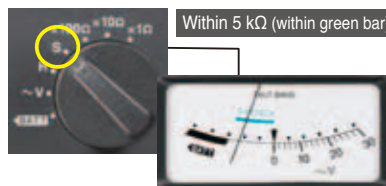
Ensuring safe, reliable measurement

~V Ground potential check



Easily check for ground potential. Distorted ground potential can result in measurement errors, so it's important to eliminate any impact, for example by turning off electrical devices.

H(C) S(P) Auxiliary grounding resistance check



When measuring an installation with low grounding resistance, inadequate measurement sensitivity can interfere with measurement. The FT3151 lets you check the auxiliary grounding electrode S (P), too.

Measurement Turn the knob to align the ammeter with the [▼] mark.



If the ammeter's needle wavers...

Switch measurement frequencies.



This will make the instrument less susceptible to the effects of harmonic ground potential and other conditions.

Specifications


(Accuracy guaranteed for 1 year, Post-adjustment accuracy guaranteed for 1 year)

Measurement system	Two-electrode method/three-electrode method (switchable), AC potentiometer method		
Grounding resistance measurement (Measurement range)	Range	Display range	Nominal Deviation
	10 Ω	0 to 11.5 Ω	±0.25 Ω
	100 Ω	0 to 115 Ω	±2.5 Ω
	1000 Ω	0 to 1150 Ω	±25 Ω
	Measuring frequency: 575 Hz/600 Hz, Nominal Deviation: ±10 % Measurement current: Three-electrode method: 15 mA rms or less Two-electrode method: 3 mA rms or less Open circuit voltage: AC50 V rms or less		
Earth potential measurement	0 to 30 V, Nominal Deviation: ±3.0 % f.s.		
Operating temperature and humidity	0°C to 40°C (32°F to 104°F), 80 % rh or less (non-condensing)		
Storage temperature and humidity	-10°C to 50°C (14°F to 122°F), 80 % rh or less (non-condensing)		
Operating environment	Indoor, outdoor (excluding farmland*1) pollution degree 2, altitude up to 2000m (6,562-ft.)		
Power supply	LR6 Alkaline battery × 6		
Number of uses	Approx 1100 operations (using LR6 battery), Measurement conditions: 30 sec. measurement/30 sec. rest, 3-electrode method, 575 Hz, auxiliary grounding electrode resistance of 100 Ω, measuring 10 Ω in the instrument's ×1 Ω range		
Maximum rated voltage to earth	300 V AC (measurement category II) anticipated transient overvoltage 2500 V		
Overload protection	250 V AC, 1 minute (between E - S (P), E - H (C) terminals)		
Applicable standards	Safety (instrument/measurement circuitry): EN 61010, EMC: EN 61326, Grounding resistance meter: EN 61557		
Dimensions and mass	164 (W) × 119 (H) × 88 (D) mm (6.46" W × 4.69" H × 3.46" D)(not including protrusions), 760 g (26.8 oz.)(main unit only)		
Accessories	Auxiliary Earthing Rod L9840 (2 piece set) ×1, Measurement Cable (alligator clip, black 4 m) L9841 ×1, Measurement Cable (yellow 10 m, equipped with winder) L9842-11 ×1, Measurement Cable (red 20 m, equipped with winder) L9842-22 ×1, Carrying Case ×1, Protector ×1, LR6 Alkaline battery ×6, Instruction manual ×1		

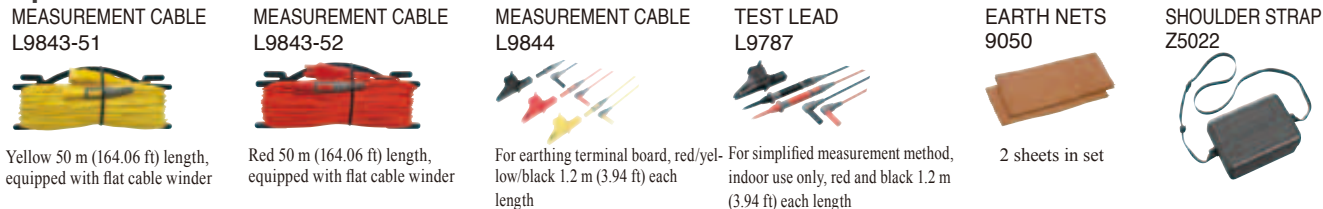
*1 According to the requirements regarding the limits for open-circuit voltage in EN 61557-5

Model **ANALOG EARTH TESTER** Order Code: **FT3151**

Accessories



Options



Note: Company names and Product names appearing in this catalog are trademarks or registered trademarks of various companies.

CALRIGHT
INSTRUMENTS

The Right Source For Your Test & Measurement Needs

8715 Mesa Point Terrace San Diego, CA 92154
Toll Free: 1.866.363.6634 Tel: 1.619.429.4545 Fax: 1.619.374.7012
Email: sales@calright.com <http://www.calright.com>