

HIOKI

LAN CABLE HiTESTER 3665 |

Network Construction with One Single Instrument



Actual Size

CAT 6
Compatible

**Shield
Check**

Wiremap

Detect Split Pairs with Wiring Check

Cable Length

Get NVP-Enhanced Measurement Accuracy

Direction

Identify Up to 21 Cable Destinations

 **CALRIGHT
INSTRUMENTS**

The Right Source For Your Test & Measurement Needs

8715 Mesa Point Terrace San Diego, CA 92154

Toll Free: 1.866.363.6634 Tel: 1.619.429.4545 Fax: 1.619.374.7012

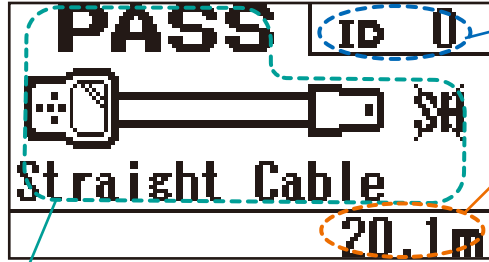
Email: sales@calright.com <http://www.calright.com>

Extremely Intuitive

Just connect a cable, and press the TEST button

Wide LCD Screen

Check all parameters such as wiremap, direction and cable length at a glance.



1 Wiremap (Wiring Status)

Large PASS/FAIL display, cable type, reason for cable failure and shield condition.

2 Direction (ID No.)

Identify the terminator ID here.

3 Cable Length

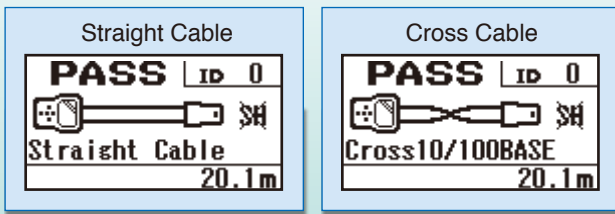
Obtain a record of the entire length of the cable, or up to the point where the cable is damaged.

1 Wiremap

For wiring confirmation and locating broken wires after installation. Quick PASS/FAIL reading helps you complete your work faster.

PASS Display Examples

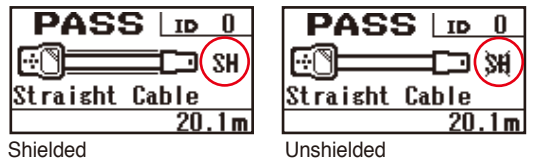
Both straight-through and crossover cables (10/100BASE, 1000BASE-T and 1000BASE-TX) can be checked.



Fully Compatible to CAT6 LAN Cables

Super-sensitive Detection

Detect the existence of shields or check for shield integrity.





FAIL Display Examples

<p>Reversed</p> <p>Pins 1 and 2 are reversed.</p>	<p>Transposed</p> <p>Pins 3 and 6 have been incorrectly paired with Pins 4 and 5.</p>	<p>Open</p> <p>Pin 1 is open at a distance 7 meters from the LAN cable tester.</p>	<p>Short</p> <p>Pins 1 and 2 are shorted at a distance 10 meters from the LAN cable tester.</p>	<p>Split Pair</p> <p>A very common mistake - twist pairs Pins 3+6, and Pins 4+5, have been incorrectly connected.</p>
--	--	---	--	--

Caution!

Can you find *split pairs?*



PASS

Proper Wiring

LAN cable wires should be connected as shown in the diagram above, such that Pins 3 and 6 are twisted.

FAIL

Split Pair

A "Split Pair" is detected when Pins 3 and 6 are not twisted and paired together as shown above.

2 Direction

Locate up to 21 unique cable destinations.

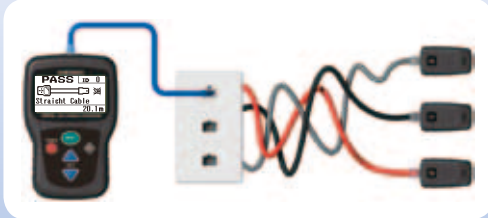
Have you ever had trouble installing additional cables?



Take advantage of the conveniences offered by the tester's capabilities to check wiring while confirming multiple cable destinations.

Increased Efficiency!

You will never need to go back and forth again just to change the terminators.



Up to 21 terminators can be connected (additional terminators sold separately.) Convenient for confirming the connection destinations of multiple cables.

3 Cable Length

Measure for cable length and detect the location of broken or short-circuited wires.

The NVP* setting is a cable-length compensation function that enhances the accuracy of cable length measurements.
Accuracy with NVP activated:

■ $\pm 4\% \text{ rdg.} \pm 1\text{m}$
(vs. previous HIOKI model: 15% rdg. $\pm 1\text{m}$)

Increased Precision!



* NVP (Nominal Velocity of Propagation) is the ratio of the speed of a signal in the cable relative to the speed of light in a vacuum.

NVP differs according to the type of cable and the manner in which the wire pairs are twisted, so measurement accuracy can be enhanced by setting the NVP value for the particular type of cable to be measured.

■ Activating the NVP function is as simple as 1-2-3

<p>Preparation</p> <p>Prepare a reference cable using a known length of the same type as that to be measured (at least 100-meter length recommended).</p>	<p>Measurement</p> <p>▶Length Adjust</p> <p>Beep</p> <p>⇄↑↓+OK NVP 0.684</p>	<p>Adjust</p> <p>▶101.3m</p> <p>NVP 0.684</p> <p>⇄↑↓+OK ←Acquire</p>	<p>Adjust</p> <p>▶100.0m</p> <p>NVP 0.675</p> <p>⇄↑↓+OK ←Acquire</p>	<p>Adjust</p> <p>▶OK</p> <p>Cancel</p> <p>⇄↑↓+OK</p>
	<p>1</p> <p>On the Settings screen, select "Length Adjust".</p>	<p>2</p> <p>Press the TEST button to measure the (already known) length of the reference cable.</p>	<p>3</p> <p>Calibrate the display to the measured reference cable.</p>	<p>Setting Finished</p>

How Can Split Pairs Affect the Network?

- ◆ Communication speed can be suppressed - 100BASE signals may reach only 10BASE speeds.
- ◆ Excessive communication errors - data transfer may be intermittent or completely inhibited.
- ◆ Cables miswired in this way are more susceptible to electrical noise.

Split pairs appear to be properly connected to the untrained eye, and cannot be detected with continuity testing.



OK!

To properly check LAN cable wiring, a tester capable of detecting split pairs is indispensable.

The HIOKI 3665 can do the job for you properly and accurately by also detecting split pairs.

Specifications (Accuracy guaranteed for 1 year, Post-adjustment accuracy guaranteed for 1 year)

@ 23 ±5 °C, 80% RH or less, non-condensating, with battery indicator unlit

Measurable cables	Twisted-pair cable 100 Ω characteristic impedance, shielded and unshielded, CAT 3, 4, 5, 5e and 6
Compatible connectors	RJ-45 plugs
Measurement Items	
[Wiremap]	Wiring condition and shielding can be confirmed using the HIOKI TERMINATOR 9690 Detectable errors: open, short, reversed, transposed, split pairs and other miswiring
[Cable Length]	Measurable lengths: 2 to 300 m, 6.6 to 984 ft Measurement accuracy: ±4% rdg. ±1 m, ±4% rdg. ±3.3 ft Display resolution: 0.1 m
[Destination]	Up to 21 cables can be identified using the supplied TERMINATOR 9690 and optional Models 9690-01 to 9690-04 to test multiple cables simultaneously
Display	128 × 64 dot matrix LCD (with backlight)
Functions	Auto Backlight: pressing a button turns the backlight on (it turns off automatically after about 20 seconds) Beeper: sounds when pressing buttons and when measurement results are displayed Energy-Saving Mode: enter into energy-saving mode after measurement (and resume when the TEST button is pressed) Auto Power Save: the 3665 turns off automatically about 10 minutes after the last button press Battery Check: Battery indicator blinks when voltage falls below 2.4 V Unit Switch: Select between meters or feet
Compliance Standards	Safety Standard: EN61010 Pollution Level 2 EMC Standard: EN61326
Allowable Input	3.3 V peak (between RJ-45 pins)
Operating Temperature & Humidity	0 to 40 °C, 80% RH or less, non-condensating
Storage Temperature & Humidity	-10 to 50 °C, 80% RH or less, non-condensating
Power supply	LR6 (AA) alkaline batteries × 2
Maximum Power Consumption	1.4 VA
Operating Time	Approx. 50 hours (measuring once per minute)
Dimensions	Approx. 85 mm (3.35 in) W × 130 mm (5.12 in) H × 33 mm (1.30 in) D
Mass	Approx. 160 g (5.6 oz)



Model : LAN CABLE HiTESTER 3665

Model No. (Order Code) (Note)

3665-20 (English model)

Accessories: Terminator 9690 ×1, Carrying case ×1, LR6 (AA) alkaline battery ×2, Instruction manual ×1

■ Supplied Accessories

TERMINATOR 9690

CARRYING CASE

(Stores the HiTESTER 3665 and TERMINATORS 9690)



TERMINATOR 9690



CARRYING CASE

■ Options

TERMINATOR 9690-01 (IDs 1 to 5)

TERMINATOR 9690-02 (IDs 6 to 10)

TERMINATOR 9690-03 (IDs 11 to 15)

TERMINATOR 9690-04 (IDs 16 to 20)

CARRYING CASE 9249 (stores the 3665 and 9690 together)



TERMINATOR 9690-01



CARRYING CASE 9249
(for storing everything together)

Note: Company names and Product names appearing in this catalog are trademarks or registered trademarks of various companies.