

ESD-Series

Electric Torque Screwdrivers Low Voltage DC

KEY FEATURES

Various models that range from 0.17 lbf.in to 17.4 lbf.in.

Casing designed to prevent electrostatic discharge (ESD). Surface resistance 10^4 Ohms.

Preventing the occurrence of electrostatic discharge can improve production yields, manufacturing costs, product quality, product reliability, reputation, and profitability.

Precision "Soft Stop" clutch prevents shock to sensitive assemblies.


Ergonomically designed clutch and body case that reduces impact and vibration transmitted in the screw fastening process.

Requires a Transformer (power supply).

External torque adjustment scale.

One way clutch - direct drive in the counter-clockwise direction for easy removal of tightened fasteners.

Available in Clean Room, Vacuum, and Lever models.




Model	Driver Type	Item #	Torque Ranges	
			lbf.in	cN.m
SS2000-ESD	Lever Start	144104	0.17 - 1.7	2 - 20
SSQ2000CR-ESD	Vacuum/Clean Room*	144035	0.17 - 1.7	2 - 20
SS3000-ESD	Lever Start	144233	0.3 - 1.7	3 - 20
SS3000-ESD	Vacuum*	144252	0.3 - 1.7	3 - 20
SSQ3000CR-ESD	Vacuum/Clean Room*	144259	0.3 - 1.7	3 - 20
SS4000X-ESD	Lever Start	144234	0.9 - 3.9	10 - 45
SSQ4000X-ESD	Vacuum*	144254	0.9 - 3.9	10 - 45
SSQ4000XCR-ESD	Vacuum/Clean Room*	144263	0.9 - 3.9	10 - 45
SS6500X-ESD	Lever Start	144249	2.2 - 11	25 - 130
SSQ6500X-ESD	Vacuum*	144230	2.2 - 11	25 - 130
SSQ6500XCR-ESD	Vacuum/Clean Room*	144226	2.2 - 11	25 - 130
SS7000X-ESD	Lever Start	144231	2.6 - 17.4	30 - 200
SSQ7000X-ESD	Vacuum*	144258	2.6 - 17.4	30 - 200
SSQ7000XCR-ESD	Vacuum/Clean Room*	144262	2.6 - 17.4	30 - 200

*All Vacuum and Clean Room models are lever start.

Model	RPM		Grip Dia.	Length	Drive Size	Weight
	30VDC	20VDC				
SS2000-ESD	680	490	1"	6 1/2"	4mm HIOS	7.1 oz.
SSQ2000CR-ESD	680	490	1"	6 1/2"	4mm HIOS	7.4 oz.
SS3000-ESD	1000	670	1 1/4"	7 1/4"	4mm HIOS	12.5 oz.
SSQ3000-ESD	1000	670	1 1/4"	7 1/4"	4mm HIOS	12.8 oz.
SSQ3000CR-ESD	1000	670	1 1/4"	7 1/4"	4mm HIOS	12.8 oz.
SS4000X-ESD	1000	690	1 1/4"	7 3/4"	1/4" F/Hex	14.1 oz.
SSQ4000X-ESD	1000	690	1 1/4"	7 3/4"	1/4" F/Hex	14.4 oz.
SSQ4000XCR-ESD	1000	690	1 1/4"	7 3/4"	1/4" F/Hex	14.4 oz.
SS6500X-ESD	900	600	1 1/2"	9 1/4"	1/4" F/Hex	23.3 oz.
SSQ6500X-ESD	900	600	1 1/2"	9 1/4"	1/4" F/Hex	23.6 oz.
SSQ6500XCR-ESD	900	600	1 1/2"	9 1/4"	1/4" F/Hex	23.6 oz.
SS7000X-ESD	750	500	1 1/2"	10"	1/4" F/Hex	26.5 oz.
SSQ7000X-ESD	750	500	1 1/2"	10"	1/4" F/Hex	26.8 oz.
SSQ7000XCR-ESD	750	500	1 1/2"	10"	1/4" F/Hex	26.8 oz.

RoHS




TOOL CRIB

Holds driver for easy access, mounts in a variety of positions and rotates to 8 settings.
SEE PAGE 01.45




TRANSFORMER

A transformer is required for ESD-Series drivers.
SEE PAGES 01.19 & 01.20



BITS

Power Bits
SEE PAGES 02.4 & 02.5
HIOS Bits (shown)
SEE PAGE 02.2



ACCESSORIES

Vacuum Adapter Kits
SEE PAGE 01.47



The Right Source For Your Test & Measurement Needs

mountztorque.com

ISO 9001 AND ISO 17025 COMPANY

8715 Mesa Point Terrace San Diego, CA 92154

Toll Free: 1.866.363.6634 Tel: 1.619.429.4545 Fax: 1.619.374.7012

Email: sales@calright.com <http://www.calright.com>