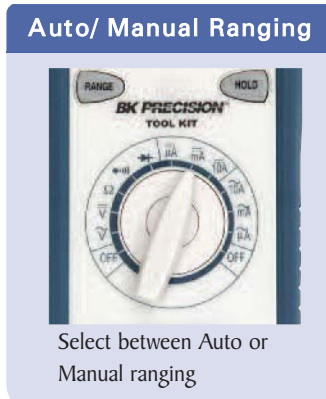
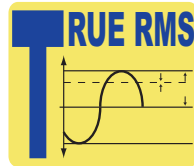


Auto Ranging True RMS Tool Kit® DMM

Model 2708B



The 2708B is a full-featured auto ranging true RMS DMM that combines performance, value and functionality. The 3400 count LCD has a 34 segment bar graph that simulates analog responsiveness. The 2708B can measure resistance values up to 34 MΩ. With the auto power-off-feature you won't have to worry about accidental battery consumption. Value-packed features make this meter a must in every "Tool Kit"®.

Features

- Magnetic hanger
- True RMS
- Auto power off
- DC voltage to 1000 V
- Resistance to 34 MΩ
- Diode test
- One-handed operation
- Auto/manual ranging
- Measures up to 10 A (AC & DC)
- AC voltage to 750 V
- Continuity test

Bar Graph

The 34 segment bar graph simulates an analog display by updating at a rate of 12 times per second.



Specifications

model

2708B

DC Volts	
Ranges	340 mV, 3.4 V, 34 V, 340 V, 1000V
Resolution	0.1 mV, 1 mV, 10 mV, 100 mV, 1 V
Accuracy	±(1.0 % rdg + 2 dgts)
Input Impedance	340 mV: > 100 MΩ; 3.4 V: 10 MΩ; 34 V to 1000 V: 9.1 MΩ
Overload Protection	1000 VDC or 750 VACrms
AC Volts (50 Hz-500 Hz) True RMS	
Crest Factor	<3
Ranges	3.4 V, 34 V, 340 V, 750 V
Resolution	1 mV, 10 mV, 100 mV, 1 V
Accuracy	3.4 V & 34 V ranges: ±(2.0 % rdg + 8 dgts) 340 V & 750 V ranges: ±(2.0 % rdg + 8 dgts)
Input Impedance	3.4 V: 10 MΩ; 34 V to 1000 V: 9.1 MΩ
Overload Protection	1000 VDC or 750 VACrms
DC Current	
Ranges	340 uA, 3400 uA, 34 mA, 340 mA, 10 A
Resolution	0.1 uA, 1 uA, 10uA, 100 uA, 10 mA
Accuracy	340 uA to 340 mA ranges: ±(2.0 % rdg + 2 dgts) 10 A range: ±(3.0 % rdg + 3 dgts)
Input Protection	0.5 A/500 V & 10 A/600 V fast blow ceramic fuses
10A Input	10 A for 60 sec max. followed by a 10 minute cooling period
AC Current (50 Hz-500 Hz) True RMS	
Crest Factor	<3
Ranges	340 uA, 3400 uA, 34 mA, 340 mA, 10 A
Resolution	0.1 uA, 1 uA, 10uA, 100 uA, 10 mA
Accuracy	340 uA to 340 mA ranges: ±(2.5 % rdg + 10 dgts) 10 A range: ±(3.5 % rdg + 10 dgts)
Input Protection	0.5 A/500 V & 10 A/600 V fast blow ceramic fuses
10A Input	10 A for 60 sec max. followed by a 10 minute cooling period
Resistance	
Ranges	340 Ω, 3.4 kΩ, 34 kΩ, 340 kΩ, 3.4 MΩ, 34 MΩ
Resolution	0.1 Ω, 1.0 Ω, 10 Ω, 100 MΩ, 1 kΩ, 10 kΩ
Accuracy	340 Ω to 340 kΩ ranges: ±(1.5 % rdg + 4 dgts) 3.4 MΩ range: ±(2.5 % rdg + 4 dgts) 34 MΩ range: ±(5.0 % rdg + 5 dgts)
Open Circuit Voltage (typical)	-0.45 VDC (+/-1.2 VDC on 340 Ω range)
Overload Protection	500 VDC/ACrms
Diode Test	
Test Current	1.0 mA (typical)
Resolution	10 mV
Accuracy	±(3.0 % rdg + 3 dgts)
Audible Indication	<0.25 V
Open Circuit Voltage	3.0 VDC (typical)
Overload Protection	500 VDC/ACrms
Continuity	
Audible Indication	Less than 35 Ω
Response Time	500 ms
Overload Protection	500 VDC/ACrms
General	
Display	3 3/4 digit, 3400 count LCD with 34 segment analog bar graph
Polarity	Automatic, positive implied, negative polarity indication
Overrange	OL or -OL is displayed
Low Battery Indication	The battery symbol will display when battery voltage drops below operating levels
Measurement Rate	2 times per second (12 times per second for analog bar graph)
Auto Power Off	Approximately 10 minutes
Operating Environment	0°C to 50°C at <70 % relative humidity
Storage Environment	-20°C to 60°C at 0 to 80 % relative humidity
Accuracies	Stated accuracy at 23°C +5°C at <75 % relative humidity
Temperature Coefficient	0.1 x (specified accuracy) per °C. (°C to 18°C, 28°C to 50°C)
Power	Single standard 9 volt battery, NEDA 1604, IIS 006P, IEC 6F22
Battery Life	150 hours typical
Dimensions	165 mm (H) x 78 mm (W) x 42.5 mm (D)
Weight	Approximately 10.3 oz. (377 g) with battery and hanger

One Year Warranty

Accessories
Supplied: One set test leads, one spare fuse, 9V battery (installed) and instruction manual



B&K Precision's 2700 Tool Kit® Series

Models 2703C, 2704C, 2705B, 2706B, 2707B, 2708B, 2709B & 2712

These excellent meters are for most jobs that require flexibility, accuracy and speed. Value-packed features make these meters a must for everyone's "Tool Kit".

Common Features:

- DC Voltage to 1000V
- DC Current to 10A
- Diode test
- Magnetic hanging strap
- AC Voltage to 750V
- Continuity test
- Drop resistant case



Magnetic Hanging Strap

This convenient feature allows you to hang your DMM on any magnetic metallic surface freeing up your hands for troubleshooting.



Back Light / Easy-to-Read LCD

Model 2706B



Ultra-bright blue LCD back light for low ambient light measurements


Model 2709B



Large easy-to-read LCD with green LED backlight

Single-handed operation

The ergonomic design allows both left and right handed users to rotate the knob while holding the meter in one hand. While one hand keeps the probe on the circuit, the other hand changes the meter's function. This speeds up troubleshooting because you don't have to locate the probe point in the circuit again.



Features

	models							
	2712	2709B	2708B	2707B	2706B	2705B	2704C	2703C
Ranging	Auto/Manual	Auto/Manual	Auto/Manual	Manual	Manual	Auto/Manual	Manual	Manual
True RMS	AC + DC	√	√	√	-	-	-	-
Current	10 A AC/DC	10 A AC/DC	10 A AC/DC	10 A AC/DC	200 mA AC/DC	10 A AC/DC	10 A AC/DC	10 A DC
Capacitance	to 40 uF	to 66,000 uF	-	to 20 uF	to 20 mF	-	to 20 uF	-
Transistor Test	-	-	-	√	-	-	√	-
Frequency Counter	to 500 kHz	to 66 MHz	-	√	to 40 kHz	-	√	-
Temperature	-	-	-	-	√	-	-	-
Logic Probe	-	-	-	√	-	-	√	-
Backlight LCD	√	√	-	-	√	-	-	-
Analog Bar Graph	√	-	√	-	-	-	-	-
Battery Test	-	-	-	-	-	-	-	√
Auto Power off	√	√	√	-	√	√	-	-